

World-class CET programme - Specsavers stand B420

100%optical®
12-14 JANUARY 2019 EXCEL LONDON


SATURDAY 12 JANUARY	SESSION	CET POINTS	PRESENTER	SUMMARY
10:00	Quiz 1: Anterior eye and contact lens problems	Quiz 1: One non-interactive general point. OO - CLO.	Authored by Magda Everett	Quiz 1: A picture quiz to explore cases of anterior eye problems which may present in contact lens practice.
	Quiz 2: Ocular examination and clinical information for DOS	Quiz 2: One non-interactive general point. DO.	Authored by Will Lok	Quiz 2: Explores information a dispensing optician needs to know about key examination techniques and an insight into the significance of information from these tests which is entered in the patient's record.
	Quiz 3: Diagnosis and management of ocular conditions	Quiz 3: One non-interactive general point. OO and TO.	Authored by Magda Everett	Quiz 3: A picture quiz to explore cases of eye problems which may present to optometric practice for investigation and management or referral.
	Quiz 4: Anterior eye and contact lens problems with RGP verification	Quiz 4: One non-interactive point. CLO.	Authored by Will Lok	Quiz 4: A picture quiz covering anterior eye and contact lens problems with RGP verification.
11:30	Posterior MECS: Investigation and management of flashes and floaters - discussion workshop	Three interactive points. OO.	Paul Morris	Considers three cases and explores how to approach and examine the patient presenting with symptoms of flashes and floaters, with an evidence-based approach to investigation and management.
12:45	Quizzes - as above	Quizzes - as above	Quizzes - as above	Quizzes - as above
14:15	Challenging cases in glaucoma - discussion workshop	Three interactive points. OO - TO.	Adam Wannell	Three glaucoma-related cases which require critical thinking and clinical decision-making in the context of a community practice setting. Glaucoma medication and adverse effects are also considered, along with referral decisions, risk stratification and ways that community optometrists can support the wellbeing of people under the care of a secondary glaucoma service.
15:30	Peer discussion: Current issues in paediatric eye care	Three peer discussion points. OO - DO.	Will Lok	Cases which explore issues relating to paediatric investigation and management/dispensing for ocular problems, including binocular vision.
16:45	Cases in general ophthalmology - discussion workshop	Three interactive points. OO - DO.	Paul Morris	Three general ophthalmology cases which require critical thinking and clinical decision-making in a community practice setting by dispensing opticians and optometrists working in a multidisciplinary eye care team.

SUNDAY 13 JANUARY	SESSION	CET POINTS	PRESENTER	SUMMARY
10:00	Quiz 1: Anterior eye and contact lens problems	Quiz 1: One non-interactive general point. OO - CLO.	Authored by Magda Everett	Quiz 1: A picture quiz to explore cases of anterior eye problems which may present in contact lens practice.
	Quiz 2: Ocular examination and clinical information for DOS	Quiz 2: One non-interactive general point. DO.	Authored by Will Lok	Quiz 2: Explores the information a dispensing optician needs to know about key examination techniques and an insight into the significance of information from these tests which is entered in the patient's record.
	Quiz 3: Diagnosis and management of ocular conditions	Quiz 3: One non-interactive general point. OO - TO.	Authored by Magda Everett	Quiz 3: A picture quiz to explore cases of eye problems which may present to optometric practice for investigation and management or referral.
	Quiz 4: Anterior eye and contact lens problems with RGP verification	Quiz 4: One non-interactive point. CLO.	Authored by Will Lok	Quiz 4: A picture quiz covering anterior eye and contact lens problems with RGP verification.
11:30	Posterior MECS: Investigation and management of flashes and floaters - discussion workshop	Three interactive points. OO.	Paul Morris	Considers three cases and explores how to approach and examine the patient presenting with symptoms of flashes and floaters, with an evidence-based approach to investigation and management.
12:45	Challenging oculoplastics cases - discussion workshop	Three interactive points. OO - TO - DO.	Will Lok	Three oculoplastic cases are considered along with communication of patient explanations. Case one: presentation of an enlarging lid lump and its possible treatment, together with the distinguishing features and management of other lid lumps. Case two: the cause and management of eye irritation following lid surgery to remove a malignant lesion and the risk factors for eyelid malignancy. Case three: the management and referral options for a person affected by blepharospasm, and other forms of eyelid and facial spasm.
14:00	Challenging cases in glaucoma - discussion workshop	Three interactive points. OO - TO.	Adam Wannell	Three glaucoma-related cases which require critical thinking and clinical decision-making in the context of a community practice setting. Glaucoma medication and adverse effects are also considered, along with referral decisions, risk stratification and ways that community optometrists can support the wellbeing of people under the care of a secondary glaucoma service.
15:15	Peer discussion: Current issues in paediatric eye care	Three peer discussion points. OO - DO.	Kiki Soteri	Cases which explore issues relating to paediatric investigation and management/dispensing for ocular problems, including binocular vision.
16:30	Cases in general ophthalmology - discussion workshop	Three interactive points. OO - DO.	Paul Morris	Three general ophthalmology cases which require critical thinking and clinical decision-making in a community practice setting by dispensing opticians and optometrists working in a multidisciplinary eye care team.

MONDAY 14 JANUARY	SESSION	CET POINTS	PRESENTER	SUMMARY
10:00	Quiz 1: Anterior eye and contact lens problems	Quiz 1: One non-interactive general point. OO - CLO.	Authored by Magda Everett	Quiz 1: A picture quiz to explore cases of anterior eye problems which may present in CL practice.
	Quiz 2: Ocular examination and clinical information for DOS	Quiz 2: One non-interactive general point. DO.	Authored by Will Lok	Quiz 2: Explores information a dispensing optician needs to know about key examination techniques and an insight into the significance of information from these tests which is entered in the patient's record.
	Quiz 3: Diagnosis and management of ocular conditions	Quiz 3: One non-interactive general point. OO - TO.	Authored by Magda Everett	Quiz 3: A picture quiz to explore cases of eye problems which may present to optometric practice for investigation and management or referral.
	Quiz 4: Anterior eye and contact lens problems with RGP verification	Quiz 4: One non-interactive point. CLO.	Authored by Will Lok	Quiz 4: A picture quiz covering anterior eye and contact lens problems with RGP verification.
11:30	Posterior MECS: Investigation and management of flashes and floaters - discussion workshop	Three interactive points. OO.	Paul Morris	Considers three cases and explores how to approach and examine the patient presenting with symptoms of flashes and floaters, with an evidence-based approach to investigation and management.
12:45	Challenges in oculoplastics - discussion workshop	Three interactive points. OO - TO - DO.	Paul Morris	Three oculoplastic cases are considered along with communication of patient explanations. Case one: presentation of an enlarging lid lump and its possible treatment, together with the distinguishing features and management of other lid lumps. Case two: the cause and management of eye irritation following lid surgery to remove a malignant lesion and the risk factors for eyelid malignancy. Case three: the management and referral options for a person affected by blepharospasm, and other forms of eyelid and facial spasm.
14:00	Challenging cases in glaucoma - discussion workshop	Three interactive points. OO - TO.	Kiki Soteri	Three glaucoma-related cases which require critical thinking and clinical decision-making in the context of a community practice setting. Glaucoma medication and adverse effects are also considered along with referral decisions, risk stratification and ways that community optometrists can support the wellbeing of people under the care of a secondary glaucoma service.
15:15	Peer discussion: Current issues in paediatric eye care	Three peer discussion points. OO - DO.	Judy Lea	Cases which explore issues relating to paediatric investigation and management/dispensing for ocular problems, including binocular vision.

 **Paul Morris**
BSc (Hons) MCOptom


Paul is the director of professional advancement for Specsavers in the UK and Ireland. The role involves furthering clinical scope, professional services, standards and training for the group optometry, audiology and ophthalmology services. Paul is also the ophthalmic director of the Bridgend and Porthcawl stores in South Wales. Outside of Specsavers, Paul has been a director of FODO, chair of the Optical Confederation IT and Information Committee as well as an Optometry Wales vice chair. He has previously undertaken work as a clinical supervisor for the AOP and was founder and director of BAM Optical Training & Solutions that delivered teaching to optometrists and pharmacists in ocular pathology. Paul has also held positions within hospital eye service as well as the School of Optometry and Vision Sciences in Cardiff.

 **Judy Lea**
BSc (Hons) MCOptom


Judy is the ophthalmic director at Specsavers in Longton and works as a specialist optometrist in the corneal clinic at the Royal Stoke University Hospital. She is a community optometrist participating in paediatric shared care, minor eye conditions and glaucoma referral and refinement schemes. She is a pre-registration assessor for the College of Optometrists and a lead and general assessor for the Wales Optometry Postgraduate Education Centre (WOPEC). She writes a column for Optician's 'View from the High Street' and has qualified as a CAVA assessor which enables her to deliver training for the new NOCN diabetic screener and grader qualification.

 **Adam Wannell**
MSc DipSV DipGlauc DipTp (IP) MCOptom

Adam is head of clinical optometry with responsibilities in both Specsavers and Newmedica for clinical training and development. Together with being a former head of enhanced optical services, his clinical background includes being the director of a community practice involved in the delivery of a range of enhanced services, a medical optometrist at the Bristol Eye Hospital and glaucoma module leader at WOPEC. He has post-graduate diplomas in therapeutics and glaucoma from the College of Optometrists, a diploma in sports vision, an MSc in Clinical Optometry from City University, London and is registered as an independent prescriber. Alongside significant experience in delivering lectures, workshops and peer discussions, he has also completed a postgraduate clinical teaching module.

 **Will Lok**
BSc (Hons) MCOptom FBDO Dip Tp (IP)

Will is dual-qualified as a dispensing optician and an optometrist as well as clinical director of Lok Optometric Consultants, a company which develops and delivers training material for optical conferences. Will qualified as a dispensing optician in October 2005, an optometrist in August 2010 and was awarded independent prescriber status in June 2014. Will has considerable experience in developing and delivering CET peer discussion sessions at regional and national training events.

 **Kiki Soteri**
MSc BSc (Hons) MCOptom Dip Tp (IP) FHEA

Kiki is head of optometry development for Specsavers, external examiner to Cardiff University for post-graduate taught courses and honorary associate professor at Plymouth University. Qualifying in 1996 and working in hospital and community settings, she went on to be the founder and director of an independent practice. Kiki completed a part-time Masters in Clinical Optometry at City University which she used to diversify the scope of her clinical provision. As a lecturer in optometry she developed and led the first problem-based learning (PBL) module in the UK for clinical case management. She qualified as an independent prescriber in 2011 and has used her experience to encourage students and colleagues to evaluate their professional objectives and work towards achieving them through directed learning.

Discover outstanding career opportunities in clinical practice and partnership.

Visit jobs.specsavers.co.uk or call 0844 998 9507