









# CET competency finder - optometrists

All CET modules available until 27 December 2018.



Article/quiz	C-code	Points	Interactive (I)/ Non-interactive (N)	General Optical Council Approved CET For Optometrists						
				COMMUNICATION	STANDARDS OF PRACTICE	OCULAR EXAMINATION	OPTICAL APPLIANCES	OCULAR DISEASE	ASSESSMENT OF VISUAL FUNCTION	BINOCLULAR VISION
Assessment and management of convergence insufficiency	C-58575	1	N							
Assessment and management of convergence insufficiency	C-58576	1	I							
Adapting clinical practice for patients with communication difficulties	C-57676	1	N							
Adapting clinical practice for patients with communication difficulties	C-57677	1	I							
Infection prevention and control in optometric practice	C-58017	1	N							
Infection prevention and control in optometric practice	C-58018	1	I							
Dispensing to the ageing population	C-57678	1	N							
Dispensing to the ageing population	C-57679	1	I							
Occupational progressives	C-57160	1	N							
Occupational progressives	C-57161	1	I							
Current treatment of RVO	C-55942	1	N							
Current treatment of RVO	C-55943	1	I							
Complications of PVD	C-55948	1	N							
Complications of PVD	C-55949	1	I							
Management of anisometropic amblyopia: multimedia module	C-55889	1	N							
Management of anisometropic amblyopia: multimedia module	C-55888	1	I							
Assessment of the anterior chamber	C-55532	1	N							
Assessment of the anterior chamber	C-55531	1	I							
Vitreoretinal surgery Part 1: An introduction to modern vitreoretinal surgery	C-50051	1	N							
Vitreoretinal surgery Part 1: An introduction to modern vitreoretinal surgery	C-50047	1	I							
Vitreoretinal surgery Part 2: Indications for surgery	C-55191	1	N							
Vitreoretinal surgery Part 2: Indications for surgery	C-55192	1	I							
Vitreoretinal surgery Part 3: Potential complications of surgery	C-55188	1	N							
Vitreoretinal surgery Part 3: Potential complications of surgery	C-55190	1	I							
Introduction to diabetes	C-52852	1	N							
Introduction of diabetes	C-52854	1	I							
Diabetes and the eye: Part 1	C-52979	1	N							

Article/quiz	C-code	Points	Interactive (I)/ Non-interactive (N)							
				 COMMUNICATION	 STANDARDS OF PRACTICE	 OCULAR EXAMINATION	 OPTICAL APPLIANCES	 OCULAR DISEASE	 ASSESSMENT OF VISUAL FUNCTION	 BINOCULAR VISION
Diabetes and the eye: Part 2	C-50817	1	N							
Diabetes and the eye: Part 3	C-52710	1	I							
Diabetes and the eye: Part 3	C-52709	1	N							
Diabetes and the eye: Part 4	C-52930	1	N							
Diabetes and the eye: Part 4	C-52929	1	I							
Diabetes and the eye: Part 5	C-53851	1	N							
Diabetes and the eye: Part 5	C-53852	1	I							
Diabetes and the eye: Part 6	C-53854	1	N							
Diabetes and the eye: Part 6	C-53855	1	I							
Eye examination specific to the elderly	C-51937	1	N							
Eye examination specific to the elderly	C-51936	1	I							
Posterior cortical atrophy	C-52515	1	N							
Posterior cortical atrophy	C-52516	1	I							
Specialist letter charts	C-51113	1	N							
Specialist letter charts	C-51713	1	I							
Colour vision: the meaning of colour	C-52353	1	N							
Colour vision: the testing of colour	C-52351	1	N							
Causes and management of incomitant strabismus: Part 1	C-59474	1	N							
Causes and management of incomitant strabismus: Part 1	C-59475	1	I							
Causes and management of incomitant strabismus: Part 2	C-59476	1	N							
Causes and management of incomitant strabismus: Part 2	C-59477	1	I							
Patient communication	C-60276	1	N							
Patient communication	C-60274	1	I							